

1500sf 3/2

A compact footprint paired with double height spaces allow this efficient three bedroom design to sit lightly on its site while offering generous living spaces.

In addition to our standard sustainable building features, specific design amenities include

- living opens to large rear yard
- rear balcony off of master
- double height living area
- bedrooms work well as flex or office spaces

purchase information



entry above sitings plan: 1st 2nd



about the project




sustainable strategies




designs

1100 465
1420 930
1500 1190
1505 1230ct
1600 1230t
1845 1395



purchase information



SOL
solutions oriented living

1500sf 3/2

A compact footprint paired with double height spaces allow this efficient three bedroom design to sit lightly on its site while offering generous living spaces.

In addition to our standard sustainable building features, specific design amenities include

- living opens to large rear yard
- rear balcony off of master
- double height living area
- bedrooms work well as flex or office spaces

purchase information



entry above sitings plan: 1st 2nd




about the project




sustainable strategies



designs



purchase information



- 1100 465
- 1420 930
- 1500 1190
- 1505 1230ct
- 1600 1230t
- 1845 1395

1500sf 3/2

A compact footprint paired with double height spaces allow this efficient three bedroom design to sit lightly on its site while offering generous living spaces.

In addition to our standard sustainable building features, specific design amenities include

- living opens to large rear yard
- rear balcony off of master
- double height living area
- bedrooms work well as flex or office spaces

purchase information



entry above sitings plan: 1st 2nd




about the project




sustainable strategies



designs



purchase information



- 1100 465
- 1420 930
- 1500 1190
- 1505 1230ct
- 1600 1230t
- 1845 1395